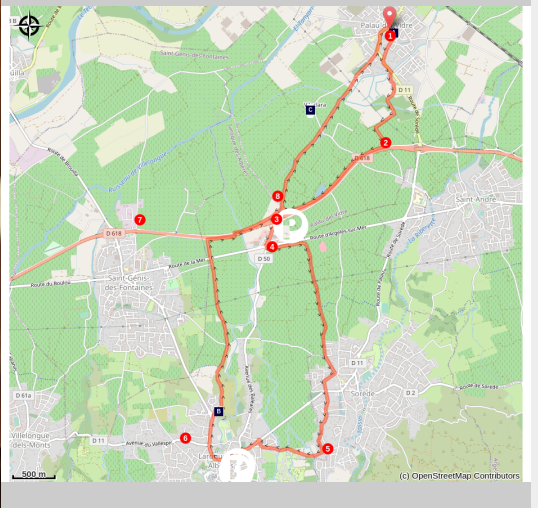


"The Albères loop" Jobs of yesterday and today

Albères - PALAU DEL VIDRE



(OTI)

Discover the crafts of our villages.

Useful information

Practice : Cycling

Duration : 1 h 30

Length : 15.6 km

Trek ascent : 113 m

Difficulty : Medium

Type : Boucle

Themes : Plaine

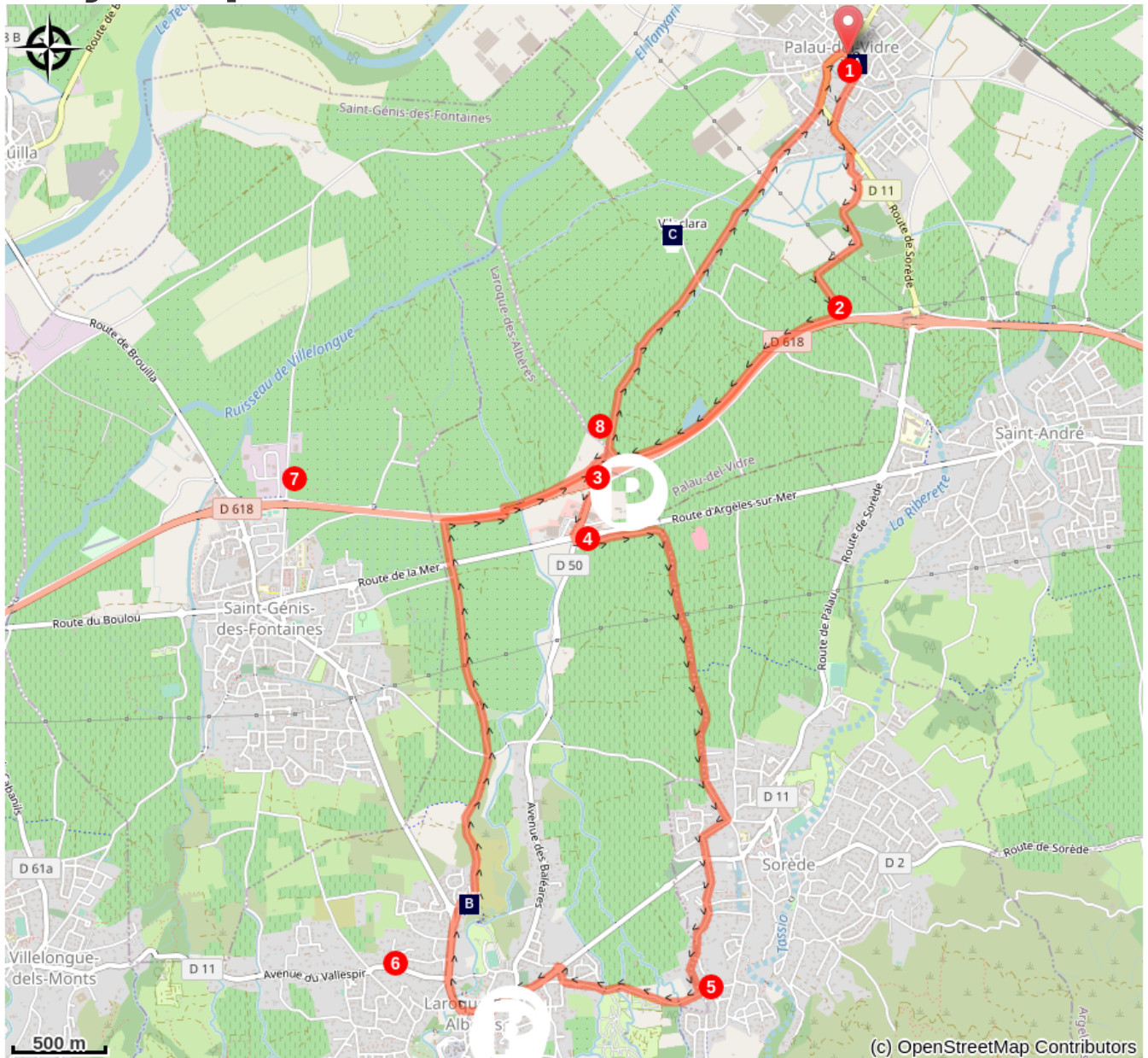
Trek


Departure : City hall of Palau-del-Vidre

Arrival : City hall of Palau-del-Vidre

1. From the town hall, cross the car park in the direction of Le Boulou and start following the signs. To leave Palau, you take a portion of cycle track (which runs along the departmental).
2. After crossing the housing estate, you will join the bike-road Follow it in the direction of Boulou.
3. Leaving the bike route, follow in the direction of Laroque-des-Albères and continue to follow the signs to reach Sorède. When you arrive in the commercial area, you will take several roundabouts. Please note that the traffic is relatively dense.
4. At the last roundabout take the third exit (the only one without indication), to reach Sorède by a small secondary road.
5. In this village, you can enjoy take a break at the ESAT "Les Micocouliers" or go up "La Vallée Heureuse" to Martinet.
6. Then go to Laroque-des-Albères. At the exit of the village in the direction of Villelongue-dels-Monts, the Domaine le temps reclaimed offers wine tastings by reservation.
7. Coming back on the bike route, head towards Argelès-sur-Mer.
8. Leave the cycle route and take the dirt road that borders the vines after the two large stones. A little further, you will pass near the Domaine de Villeclare. Join the center of Palau del Vidre where you can visit the glass workshops and discover the different techniques of glass working.

On your path...



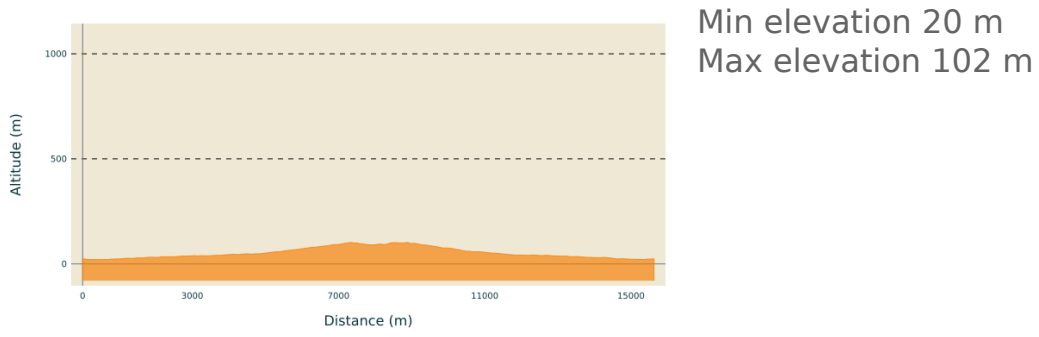
 The Glassmakers of Palau-del Vidre
(A)

 Chapelle de Tanya (B)

 Domaine de Villeclare (C)

All useful information

Altimetric profile



On your path...



The Glassmakers of Palau-del-Vidre (A)

Several artists work glass using different techniques in the center of Palau-del-Vidre. The glass workshop will allow you to admire the work of a glass blower and its magnificent compositions. Right next to the studio, an artist works with a blowtorch; a little further, glued or reworked glass will be presented to you ... a real village of glassmaking workshops to discover!

Attribution : Verriers de Palau



Chapelle de Tanya (B)

This hermitage was the first initial church in the village. It appeared in history in 1371 under the name ecclesia Sancte Marie de Tanyano. At that time, hermits were sedentary and isolated monks. From the 17th century, the function of the hermit changed. Being a member of the Church, the hermit will become a counselor and a confidant for the local population. He no longer has the vocation of being isolated, but lives in the Catalan society of his time; he has an important role just like the parish priest. The chapel was inhabited until the French Revolution. Today it still retains various altarpieces, including that of the virgin, gilded from 1774 to 1778.

Attribution : OT Laroque



Domaine de Villeclare (C)

Between the sea and the mountains, the Villeclare castle vineyard benefits from a micro-climate. Thus, the wines are particularly fruity, aromatic and fine. All the production is vinified in the cellar of the family domain in accordance with traditions.

Attribution : FB Villeclare
